# AVerDiGi SEB5116+

## 16 Channel Network Video Recorder

AVerMedia

# Front Panel




* Optional

AVerMedia

# Rear Panel

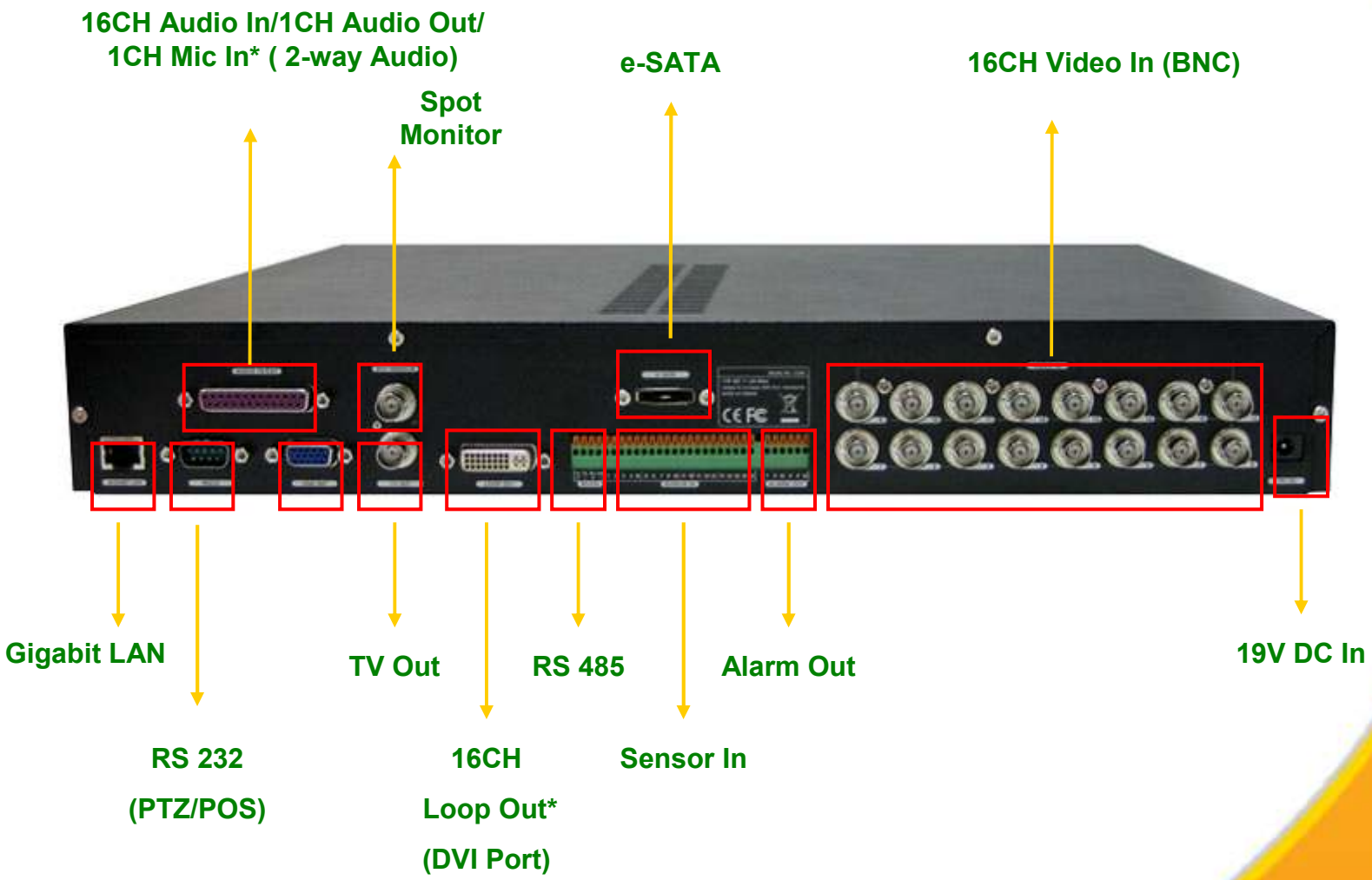


* Optional

AVerMedia

# Login The System

Virtual Keyboard

AVerMedia

# Preview Mode

Record

Split window

Menu

Time

HDD capacity

Preview / Playback

AVerMedia

# Friendly Graphic User Interface

- SA style user interface
- Every page is graphic when most of other DVR only first page is graphic
- All functions controlled by mouse
  (Optical mouse has been included in the standard package)

AVerMedia

# Record Parameter Setup

- Record Resolution adjustable by individual camera.
  Some channels recorded in True D1 while others recorded in Half D1/CIF.
- Record Quality adjustable by individual camera (0~100)
- Record Frame adjustable by individual camera (0~100)
- Pre-alarm recording (40MB) and post-alarm recording
- Maximum total frame rate are 480/400 fps (NTSC/PAL)

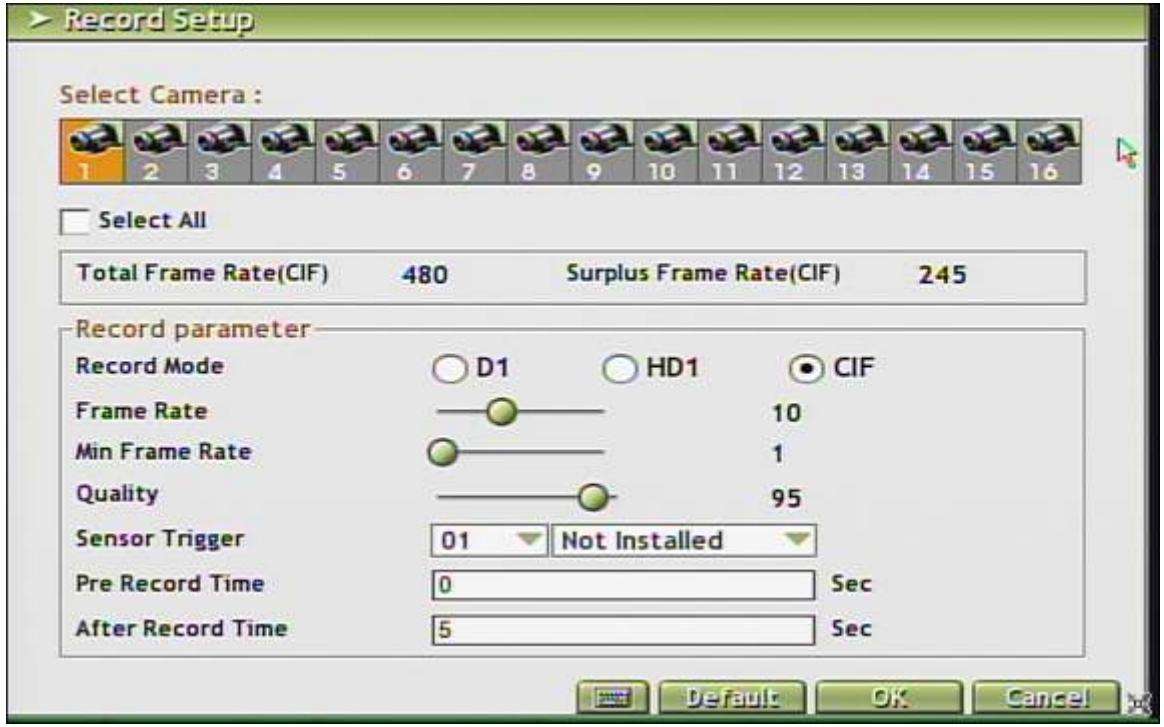


AVerMedia

# System Information

- Storage information/Time/Network information/User authority setup

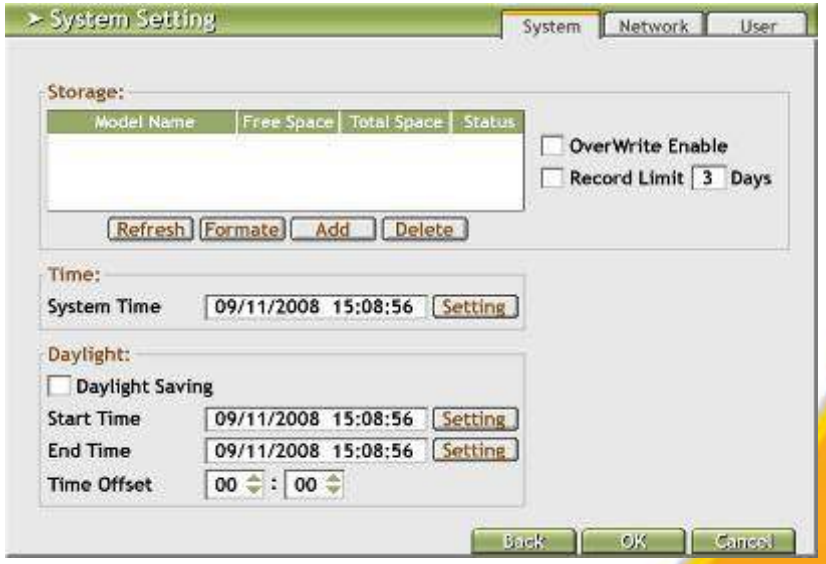


AVerMedia

# Network Setting

- Generic network setup
- Enable/disable network access for each camera
- Manually adjust time with NTP server
- Support DDNS server

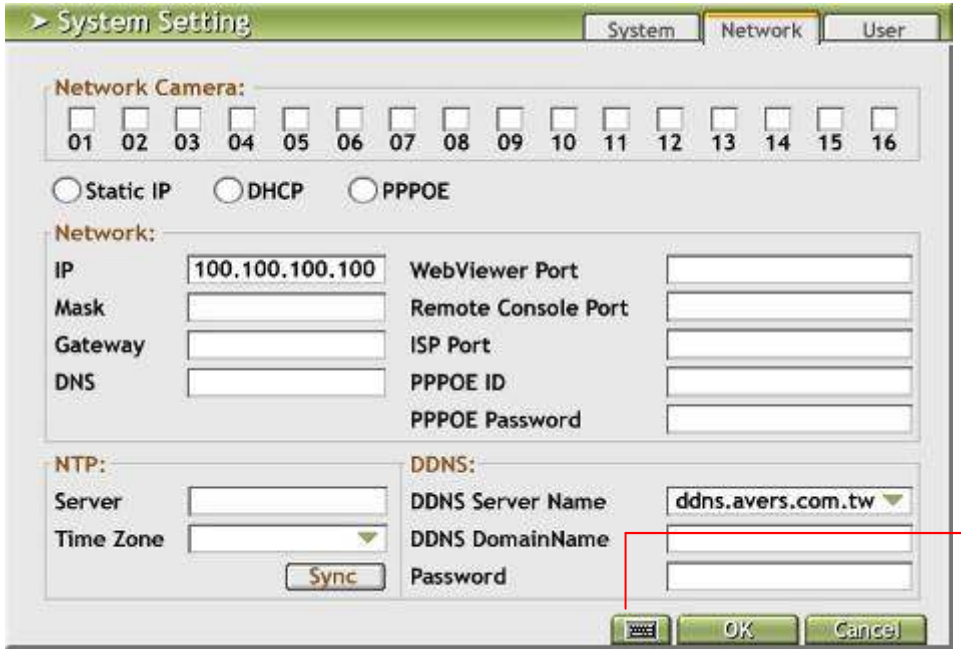


Virtual keyboard

AVerMedia

# Grant Operation Function by Individual Users

- Customized user authority setup (General Embedded system only have 2 to 3 fixed user authority levels )
- Different user has different password and authority to avoid any potential security risk

| Level | Name | Description |
|---|---|---|
| Administrator | Admin | Admin |
| User | Test | Test |
| Administrator | Administrator | Administrator |
| User | User | User |
| Administrator | Administrator | Administrator |
| User | User | User |
| Administrator | Administrator | Administrator |
| User | User | User |
| Administrator | Administrator | Administrator |
| User | User | User |
| Administrator | Administrator | Administrator |
| User | User | User |

AVerMedia

# Calendar Based Schedule (I)

- Record mode (Always/Motion/Sensor) setup by individual camera and weekly based schedule
- Weekly schedule or one time schedule

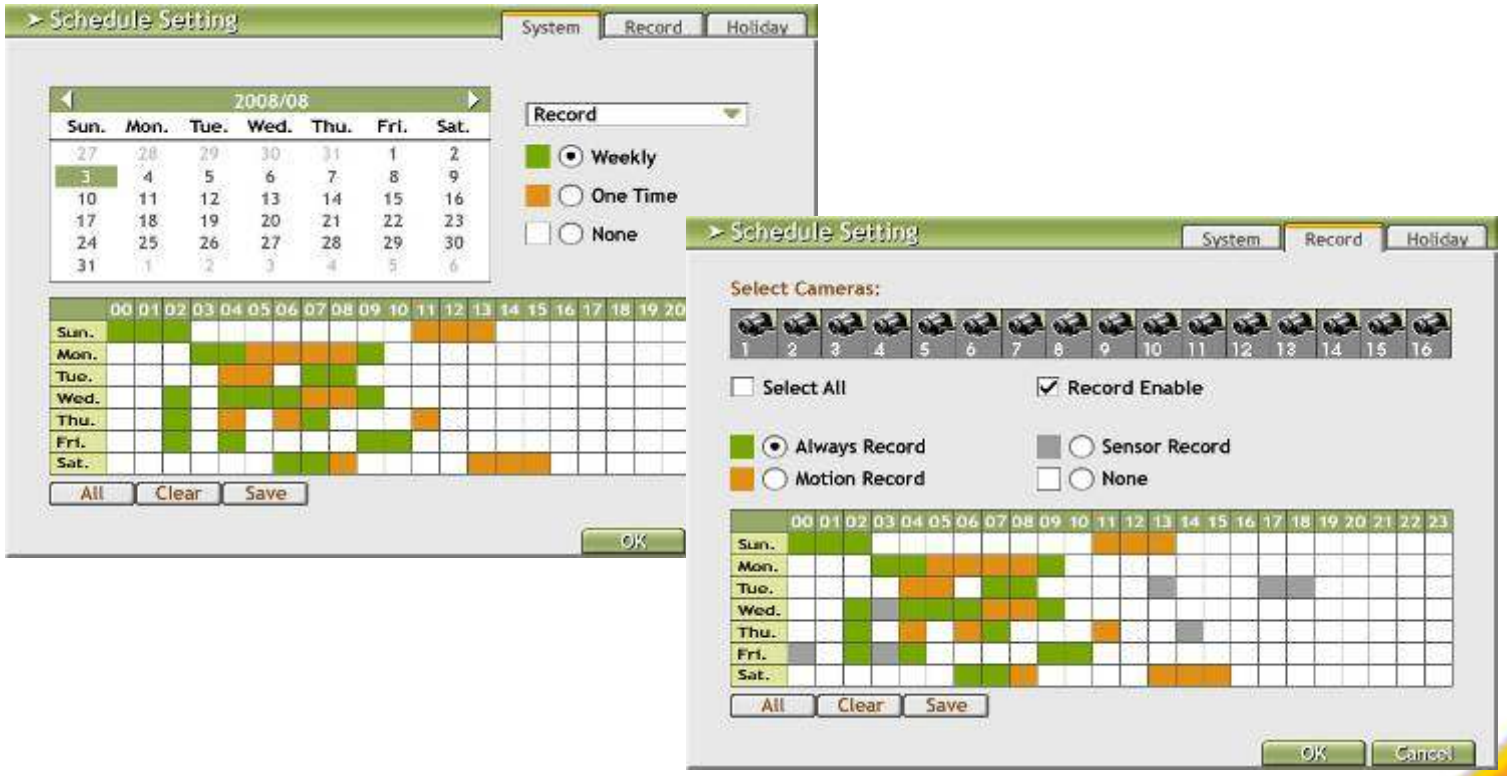


AVerMedia

# Calendar Based Schedule (II)

- Holiday schedule by specific date

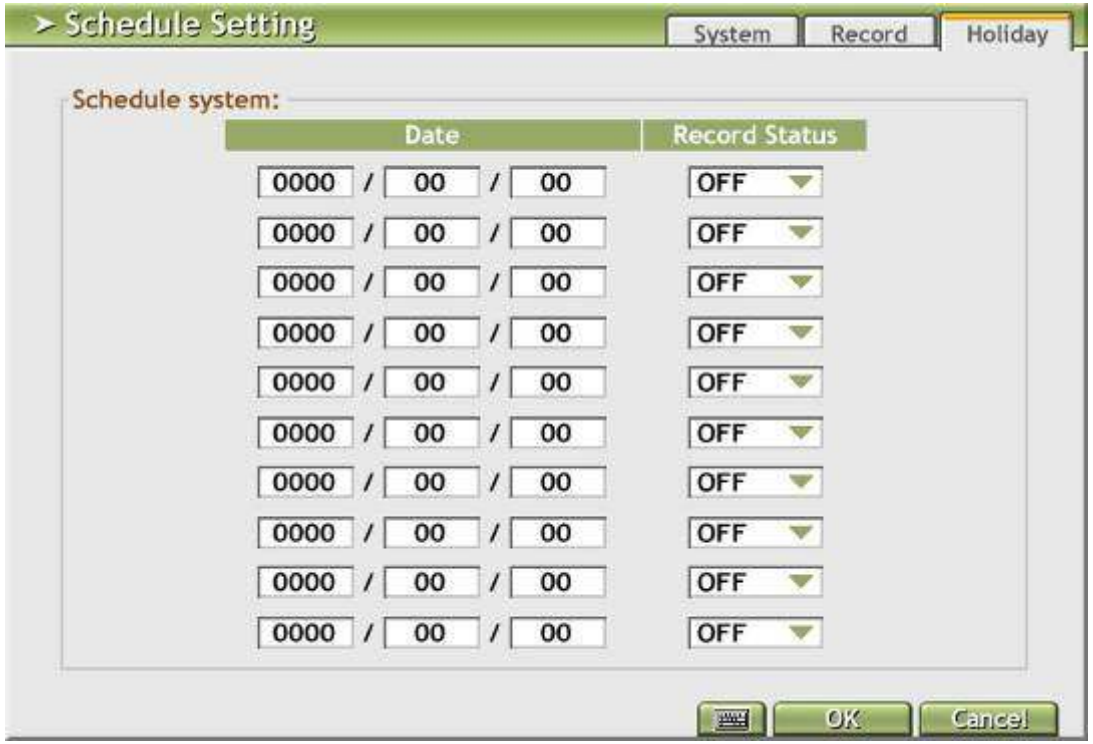


AVerMedia

# Control PTZ with Mouse

- GUI PTZ panel
- Support Pelco-D, Pelco-P, and other protocols



AVerMedia

# Multiple Search Ways

- Search by Visual image/Event log/Calendar
- Visual search break down from day, hour, minute to second

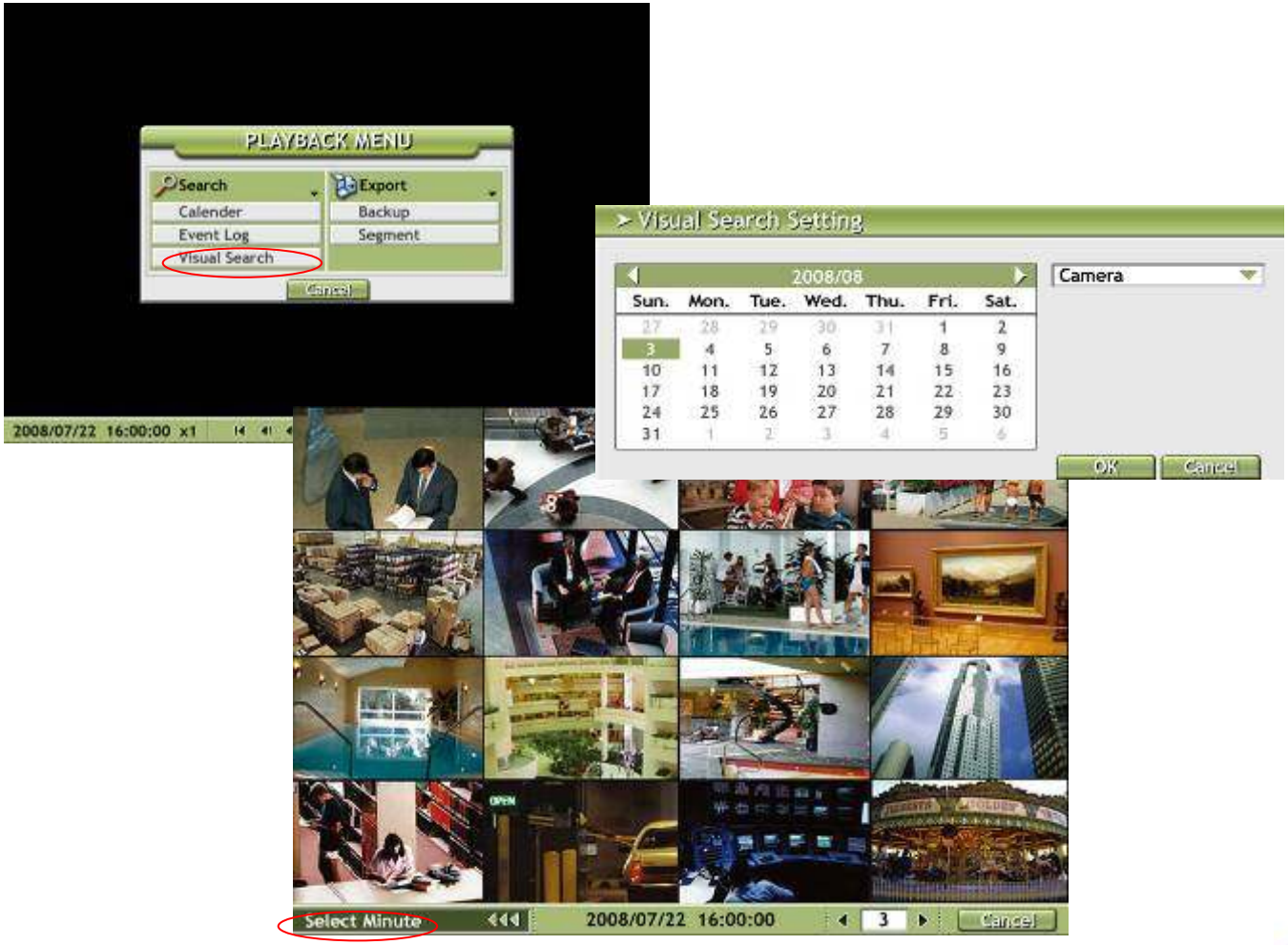


AVerMedia

# Easy Backup Function

- Easy to archive the video clips via DVD+RW/Pen Drive
- Easy to backup by choosing channels and hours
- Built-in player to playback video without carrying additional CD to install on PC.

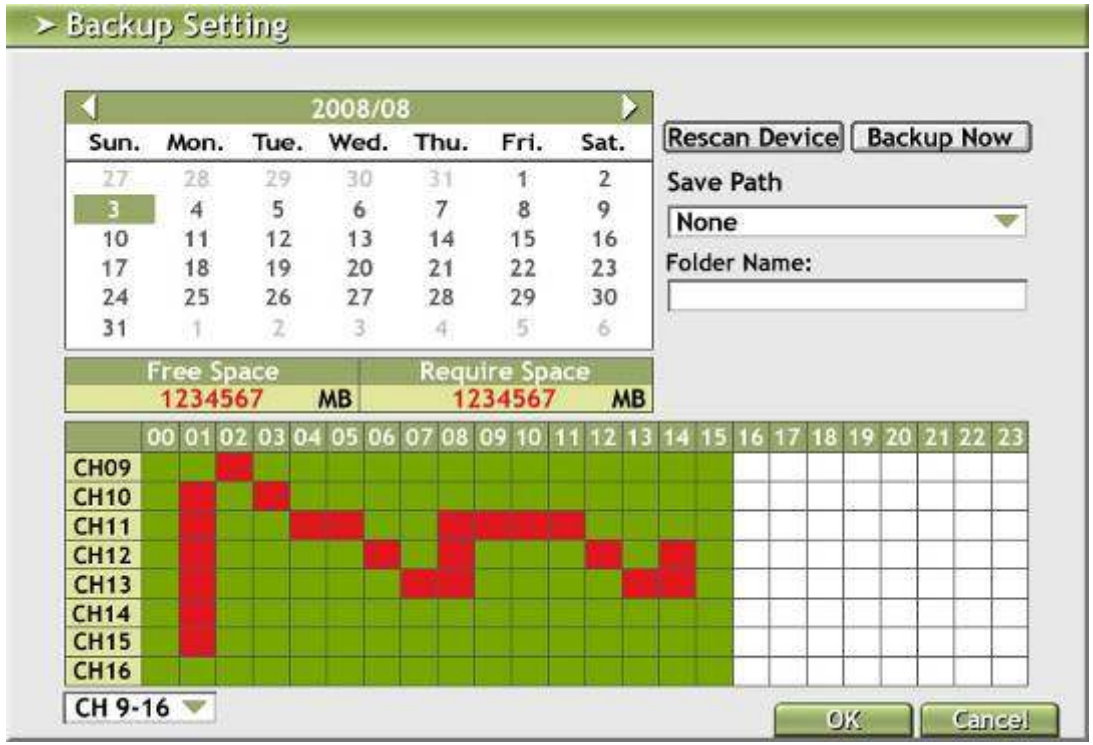

AVerMedia

# E-SATA Interface Backup

- E-SATA backup (up to 2TB)
- Support AVerDiGi RA4000e

AVerMedia

# Advanced Alarm Function

- Camera (motion detection and video loss)/ Sensor setting/ Alarm reset for individual channel
- Twelve kinds of alarm actions (including e-mail, phone call, and etc.)

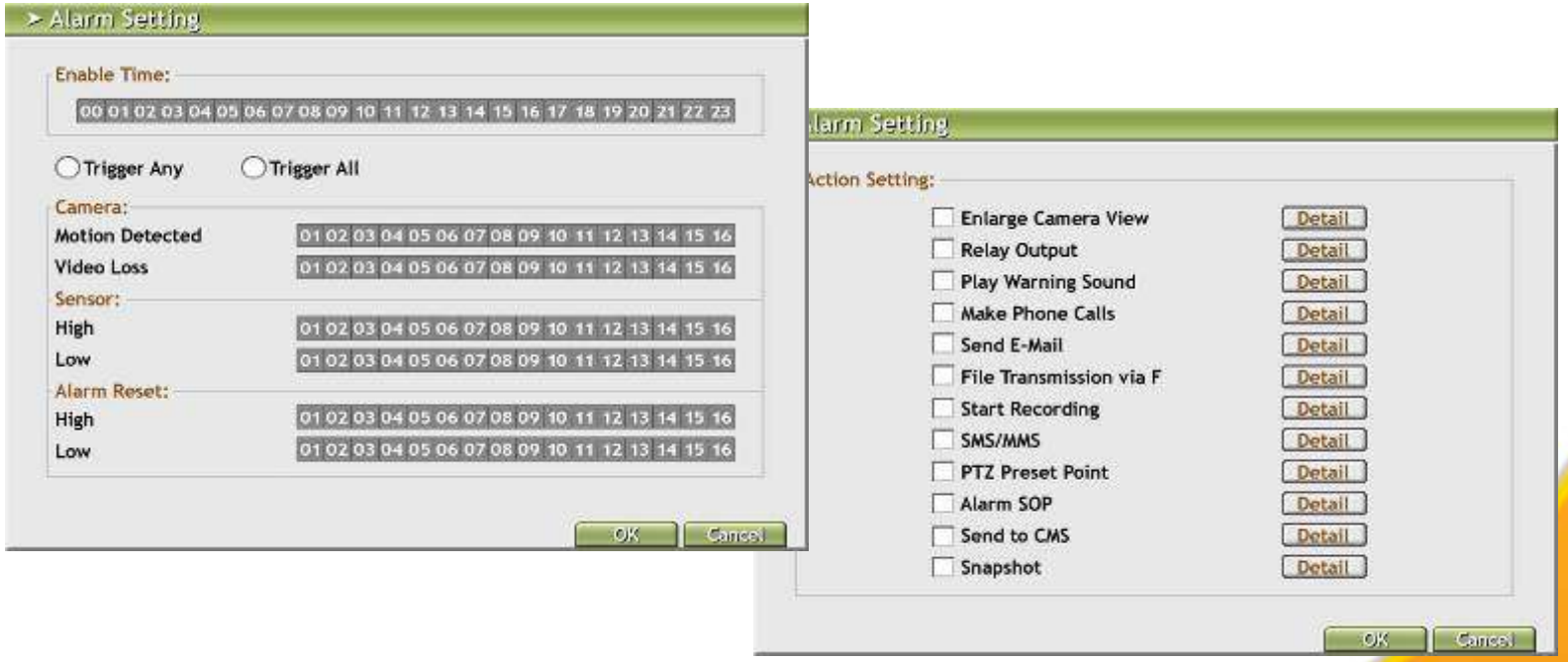


AVerMedia

# Two-way Audio

- 16 channels audio input/ 1 channel audio output/ 1 channel microphone input (for two-way audio) *

*Audio cable is optional

AVerMedia

# Touch Monitor Integration

- Control PTZ with only ONE TOUCH (using finger or pen)
- One touch for key-in with virtual keyboard
- Fully support AVerDiGi TM1500/1700/1900

AVerMedia

# Remote Access

- Remote preview and playback on PDA
- Preview video on mobile phone
- CM3000 enables SEB/EB/SA/NV/EH/EXR managed remotely on single platform

AVerMedia

# Motion Detection Mask & Shield

- Motion Mask is 44x30/44x36 (NTSC/PAL) per channel, more blocks make users easier to set motion zone.
- Motion Shield is also 44x30/44x36 (NTSC/PAL), easy to set privacy zone.
- Mask & Shield could be set or cancel by USB mouse.

*** Competitors' mask are lower than 22x16.**

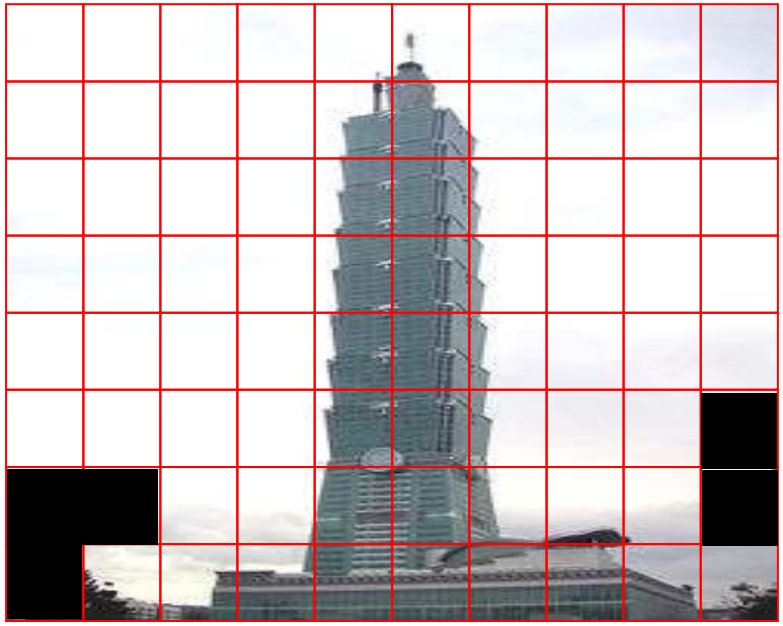

AVerMedia

# Upgrade System via internet or pen drive

- Save your time and money to upgrade the DVR system via Internet
- You could also upgrade system from pen drive

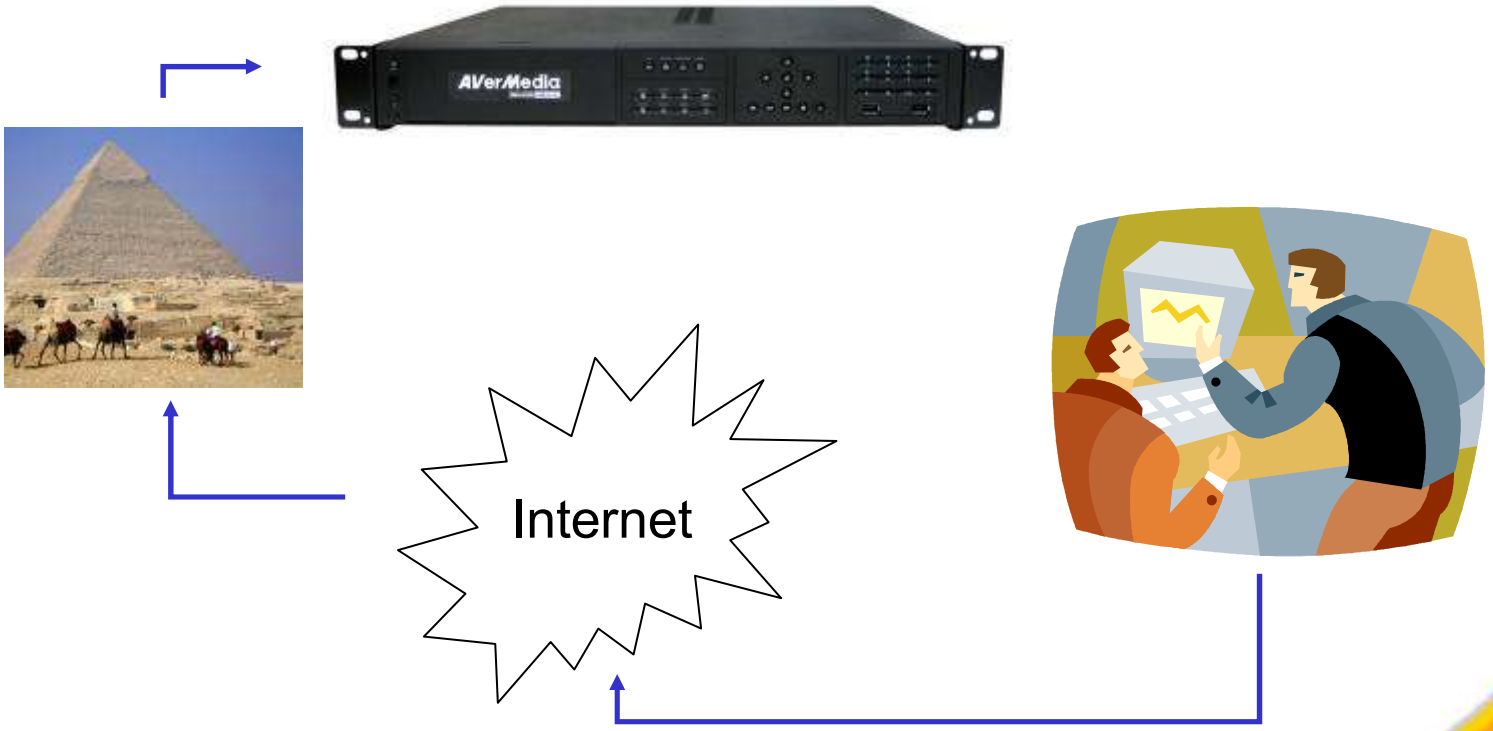


AVerMedia

# Standard Package

- SATA cable x2
- CD (including user's manual)
- Optical mouse
- Quick Guide
- Power adaptor (for HDDx2 + DVD-RWx1)
- Power cord
- Standard internal HDD rack

AVerMedia

# Optional Items

- Audio cable
- Loop out cable
- IR extension cable
- Remote control
- Rack ears
- 90W Power adaptor (for installing 3rd and 4th HDD)
- Additional HDD rack (for installing 4th HDD)
- AVerDiGi TM1500/1700/1900 (Touch monitor)
- AVerDiGi RA4000e (E-SATA RAID)

AVerMedia

# Specifications

- 16CH real-time recording and displaying
- 1CH TV output and 1CH VGA output synchronously
- Maximum recording frame rate (NTSC/PAL): CIF: 480 / 400 fps, Half D1 :240/200 fps, D1: 120/100 fps
- Record resolution adjustable by individual camera
- Record Quality and frame rate adjustable by individual camera
- MPEG4 H/W compression
- True GUI and fully function mouse control
- Grant Operation Function by Individual Users
- Support up to 16 sensors in/ 4 relays out
- 12 kinds of alarm actions
- Pre alarm (40MB) and post alarm recording
- Recording modes: Sensor trigger/ Motion Detection/ Smart/ Continuous or manual record
- 16 audio input,1 audio output, and 1 microphone in for two-way audio
- Auto scan with full screen display under 1, 4, 8, 9, 13, 16-camera display modes
- Digital zoom (2x2) on preview mode
- Programmable motion masking block and shield(44x30/44x36 per channel)
- Visual search/Calendar based search/Event log search
- Auto recycling when storage disk is full
- Virtual keyboard for key-in without extra keyboard
- Support touch monitor
- Support CM3000, Remote Console, WebViewer, PDAViewer, and JavaViewer
- Dimension (mm): 430(W)x370(D)x60(H)

* Above specifications may be varied without prior notice

AVerMedia